
An Analysis of r/LivestreamFail

by Bluewolf 

LivestreamFail (LSF) is the most talked-about and controversial place used to post and discuss twitch content. So I wanted to use statistics to uncover the answers to some questions. Is LSF really that bad? Has it gotten better/worse over time? How do attitudes towards streamers change over time?

```
2022-04-22 05:37:43 Nmplol: I am curious if all the selfbans on LSF have had anything to do with its traffic
2022-04-22 05:37:24 Nmplol: can you see the traffic a reddit gets?
2022-04-22 05:37:10 Nmplol: @bluewolfturtle,
2022-04-22 04:49:26 Nmplol: blue
2022-04-22 04:49:25 Nmplol: who does the data collection
2022-04-22 04:49:23 Nmplol: wheres taht guy
```

A year later and I'm finally looking at it.

Important information will be written in standard black text, while additional information (for nerds) will be in a shade of blue [like this].

A big portion of this analysis is sentiment analysis, where text is analysed and given a value based on how positive or negative it is. All you need to know is that a comment with a higher sentiment value is more positive, while a lower sentiment value is more negative.

The primary sentiment metric I used was calculated using the SentimentR R package, but 5 or so other metrics were also calculated and were generally consistent.

Before chatters say "you have too much time" etc.. I have a job and do stuff like this for fun and to improve my coding skills. Please touch grass and stop projecting.

I retrieved data primarily using pushshift, while calls directly to Reddit's official API were used to supplement this data. I collected data primarily using python and analysed data primarily using R.

This analysis involved so much data my shitty laptop crashed several times and almost caught on fire. So I hope you find it interesting.

Introduction:

- Analysis started from an original dataset of 588,894 LSF posts and 7,803,083 comments made between 7th July 2015 and April 2023.

I created a subset of this data of only posts where the associated streamer could be determined. For the main analysis non-twitch clips were removed. In cases where posts had no streamer name in the flair, I used the Twitch API to determine the twitch channel of the post. Clips with no flair and deleted clips were removed.

Of these 588,894 submissions, 426,492 are twitch clips, and of those 426,492 twitch clip submissions 135,760 have no streamer data available and have been deleted and therefore are not included in the analysis. This leaves 290,732 LSF submissions with twitch clips that have a streamer name attached to them.

General Post & Comment Statistics:

The following analyses were calculated using the large datasets with all posts and comments.

Posts with the Highest Score:

Title	Score	Number of Comments	Date
Kid baits NBA camera and flashes free Hong Kong shirt	93,815	1510	23 rd October 2019
(URGENT) Stop ISPs from charging you more to visit Twitch/Reddit/YouTube/etc...	84,663	907	21 st November 2017
Twitch bans gambling	66,565	4267	20 th September 2022
Spanish comedian El Risitas, face of the KEKW emote, passed away today	66,359	1227	28 th April 2021
American University Hearthstone team holds up "Free Hong Kong, boycott Blizzard" sign during Collegiate Hearthstone Championship. Blizzard quickly cuts their broadcast.	65,087	2679	9 th October 2019
Twitch.tv got leaked. Like, the entire website;	64,181	8939	6 th October 2021

Korean streamer takes character customization to a whole other level (MHWorld)	63,458	1343	4 th January 2020
Lydia from Yogscast (Squidgame on Twitch) whose online handle has been SquidGame/Squidgaming for years before existence of similarly named Netflix series gets banned from Instagram without proper review due to reports/other forms of harassment from the show's "fans"	61,621	1757	8 th October 2021
Andy Milonakis confirms Reckful has committed suicide	61,590	5494	2 nd July 2020
Microsoft is shutting down Mixer, merging with Facebook gaming - Ninja, Shroud, and other streamers with exclusivity deals are free to stream on Twitch again	60,625	3328	22 nd June 2020

Posts with the Most Comments:

Title	Number of Comments	Score	Date
New face of PogChamp responds to racist tweets and says that white lives "don't matter"	9069	36,948	11 th January 2021
"Twitch.tv got leaked. Like, the entire website;	8939	64,181	6 th October 2021
Destiny/Bob7 megathread	8113	1992	18 th January 2021
Destiny will no longer be partnered because of "encouragement of violence"	7741	20,258	11 th September 2020

Streamer MrDeadMoth abuses his wife on stream	6924	24,679	9 th December 2018
Streamer banned for "Blackface" after cosplaying Lifeline from Apex	6098	19,052	16 th April 2019
Deadmau5 says he will longer partner with or stream on Twitch due to the platform's double standards on censorship and suspensions after receiving a ban	5903	39,083	13 th February 2019
Andy Milonakis confirms Reckful has committed suicide	5494	61,590	2 nd July 2020
HasanaAbi has been banned	5187	19,172	14 th December 2021
AtrioC issues apology and says he tries to build a safe environment for women on Twitch and got lured by an AD	5160	14,368	30 th January 2023

Posts that were also in the highest score table are highlighted in red.

- None of the top 10 highest Score Posts link to a twitch clip. Most link to a tweet or streamable. This could be because non-LSF regulars (i.e. normies) may drive traffic on the highest scoring posts.
- Compared to the highest Score Posts, the posts with the most comments appear more negative and more about streamers rather than events.

Reddit users with the most Posts & Comments

Username	Number of Posts
Normiesreeeee69	2496
-eDgAR-	1612
jo_jo_nyeb	1032
Villenthesis	843
MysteriiousComposer	784
Toosks	685
Avyxyva	618
ThrowingShaed	504
arthur-11	491
kingpussay	487

Username	Number of Comments
apletinyclone	13,002
Marigoldsgym	9230
Normiesreeeee69	6814
komandantmirko	6287
impendinggreatness	5935
Pacify_	5929
manbrasucks	5168
oldDotredditisbetter	4885
RakeNI	4476
iDannyEL	4454

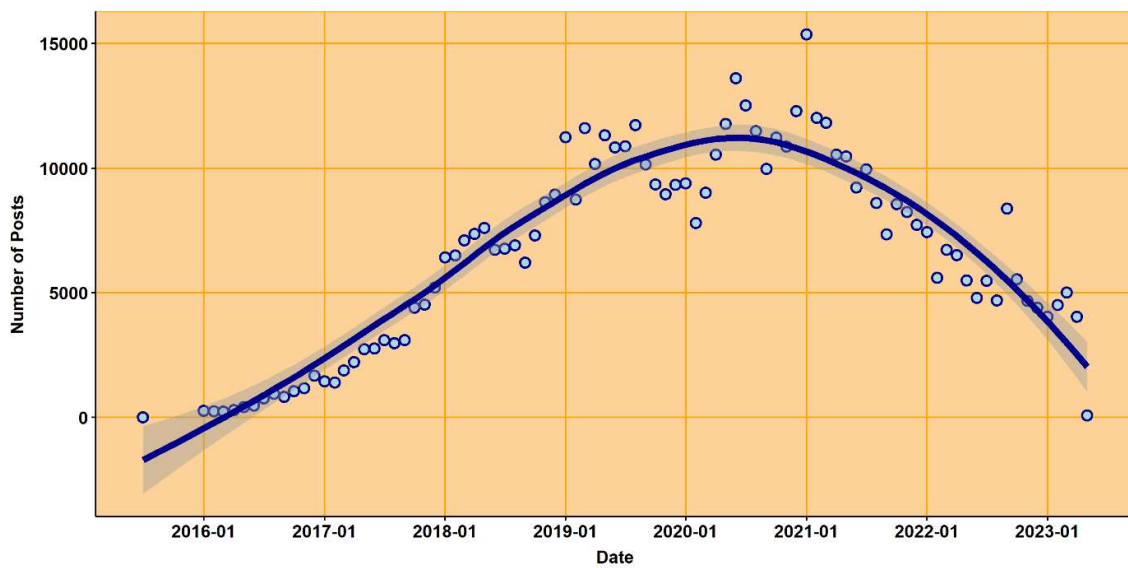
- The top **1%** of Posters make up **23.3%** of posts.
- The top **1%** of Commenters make up **38.3%** of comments.

These % stats are for posts & comments where the author was not deleted.

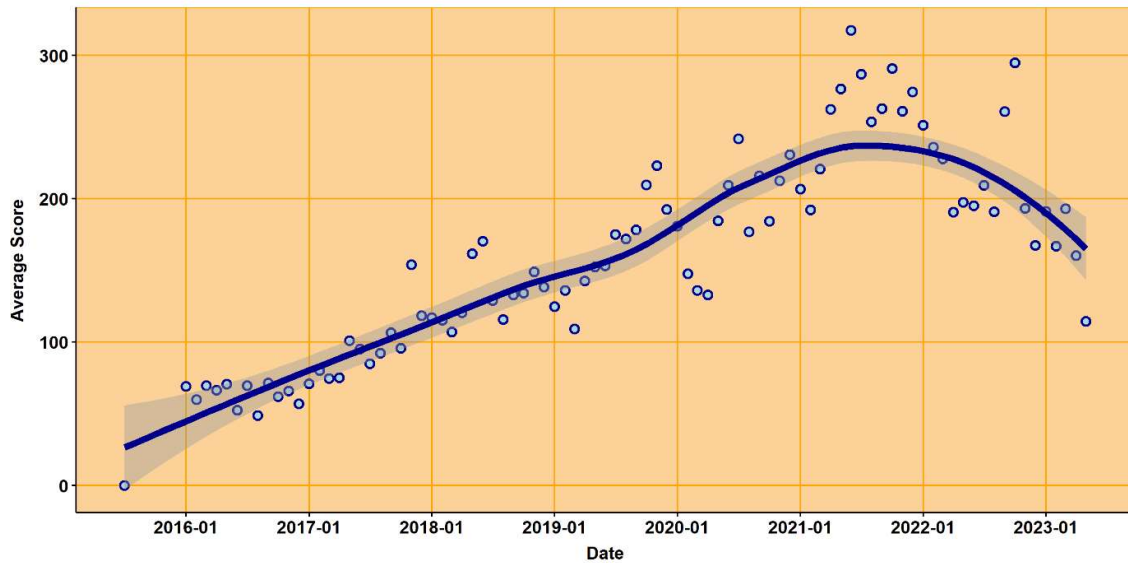
Most common words in Post Titles:

Word	Frequency
Streamer	37,541
XQC	37,110
Stream	24,527
Twitch	23,421
Mizkif	11,333
New	10,354
Chat	10,259
Game	9237
Forsen	8729
Greek	8728

Number of Posts/Score Over time:



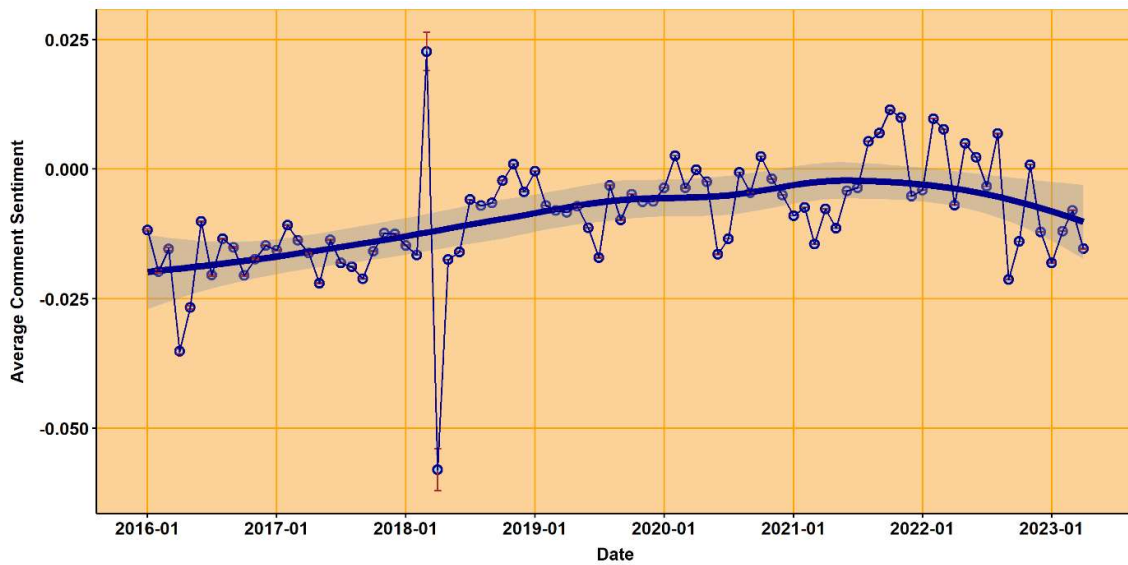
- The number of Posts & Comments has seen a steady decline since the start of 2021.
- This could be the result of increased posting during the pandemic dying down.



- The average score of posts has also declined since 2021.
- Based on this data, the number of posts and score of posts has declined in the past 2 or so years, suggesting the subreddit has had a downward trend of traffic & interaction.
- The LSF ban of several large streamers is unlikely to be the primary driver of this decline, as it began before the bans and has continued since.

Reminder that holes in pushshift data and deletions could be influencing the presented trends.

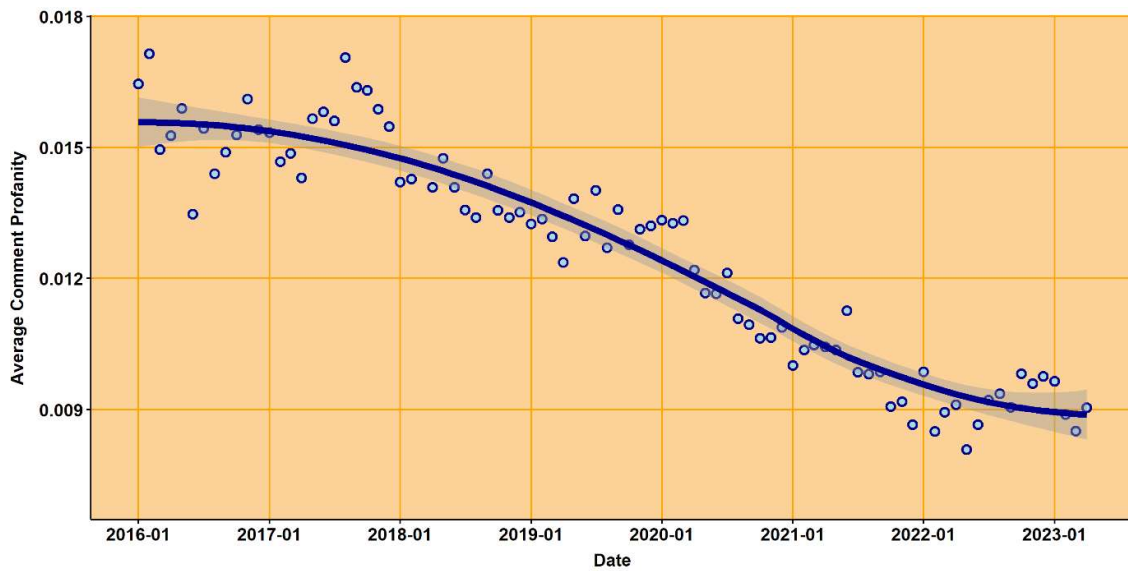
Sentiment of Comments over time:



Error bars are +/- standard error.

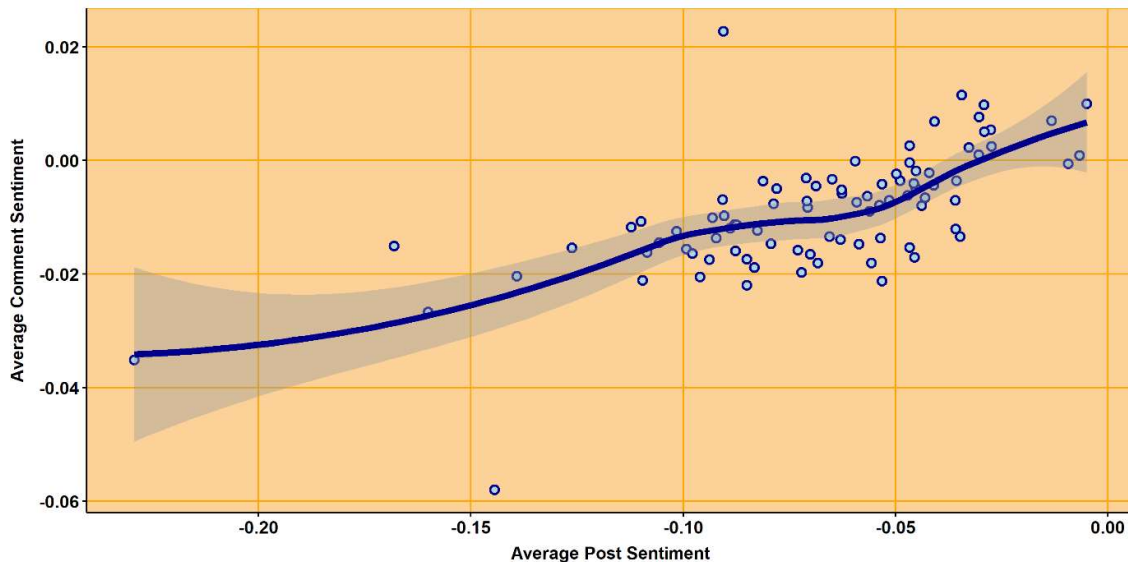
- Comment sentiment has been pretty consistent, with cycles of more positive & negative comments since 2019, but has started to decline since the start of 2022.
- 2 Months in 2018 represent large spikes but have low numbers of comments.

Profanity (amount of swearing) in Comments over time:



- Profanity has been steadily declining since the subreddit first began. This could be a reflection of reduced acceptance of edginess/gamer words in online spaces in this time, or an increase in moderation.

Sentiment of Comments vs Sentiment of Post Titles:



- The sentiment of post titles has a significant positive relationship with the sentiment of comments.

Drama & Locked Posts:

- Posts with the drama tag have a much higher average score (400 compared to 183) and more comments (59 compared to 16) than posts without the tag. They also have a lower title sentiment (-0.135 compared to -0.031).
- Locked posts have a much lower average score (227 compared to 18) and less comments (4 compared to 19) than posts that are not locked.
- Gilded posts also have a much higher score and number of comments.

Streamer Post & Comment Statistics:

Streamers with the Most Posts & Comments:

Streamer	Number of Posts	Total Number of Comments	Total Score
XQC	44,820	653,493	8,072,755
Mizkif	14,870	244,248	3,445,692
Greekgodx	10,039	106,317	1,261,502
Forsen	9962	142,267	3,216,155
Sodapoppin	9773	156,488	2,864,295
Hasanabi	8133	281,591	2,433,482
Tyler1	5768	117,542	2,054,475
Trainwreckstv	5678	109,965	990,157
Nmplol	5235	125,725	2,168,312
Asmongold	5101	123,568	1,087,124

- **XQC** is the undisputed king of LSF, with by far the most posts, comments, and total score of any streamer.

Streamers with the Highest Average Post Score:

Streamer	Score
Amouranth	1057
Kato_kat	1023
Hafthorjulus	998
T-Pain	885
Scarra	745
Melina	699
Maya	696
Botezlive	692
Cohhcarnage	647
Healthygamer_gg	630

Streamers with the Highest Average Number of Comments:

Streamer	Number of Comments
Amouranth	134.79
Adeptthebest	101.71
BruceDropemoff	73.83
Melina	62.65
Destiny	60.70
HafthorJuliuz	60.69
h3h3productions	59.27
CohhCarnage	56.07
Pokimane	55.91
Zackrawrr	55.84

- Keep in mind that large streamers are more likely to have floodings of posts in which many will get few upvotes or comments.

The streamers with the lowest average score/number of comments are mostly WHOMEGALULs and as such are not shown here.

Streamers with the Most Positive Comments on Average:

Streamer	Average Sentiment
Squeex	0.0514117708
Paymoneywubby	0.0485508810
Simply	0.0383065313
T-Pain	0.0343168977
Broxh_	0.0325990243
Ironmouse	0.0300802449
Kristoferyee	0.0299312482
Dexbonus	0.0295772950
A_seagull	0.0294463800
Cdawgva	0.0293928803

This is for streamers who have a total of at least 2000 comments on their posts.

Streamers with the Most Negative Comments on Average:

Streamer	Average Sentiment
Criticalbard	-0.0551113489
Ferociouslysteph	-0.0550865039
Adrianahlee	-0.0462045741
Silervale	-0.0462045741
4Conner	-0.0457290110
Giannielee	-0.0454578028
Chudlogic	-0.0416774643
Velvet_7	-0.0373145548
BruceDropemoff	-0.0349982365
Kiaraakitty	-0.0336272335

Nmplol Post & Comment Statistics:

- These analyses were performed on a subset of the original dataset consisting of around 5000 posts and 124,000 comments relating to Nmplol.

Nmplol Posts with the highest Score:

Title	Score	Number of Comments	Date
Twitch bans the word obese for predictions	25280	2215	10 th April 2021
Soda caught you	17677	341	7 th December 2020
Cornwood takes X phone	15780	543	9 th April 2021
Malena banning a viewer in multiple channels because he insulted her in NMPs chat	13394	1727	8 th July 2021
Soda is asked to name 3 sluts	11572	565	8 th April 2021
Nick exposes Blizzard and WoW	10820	1256	12 th July 2021
Maya does a magic trick	10282	272	27 th July 2022

Nick, Malena, and XQcOW have a FeelsDankMan moment when talking about what sports they play in India	9250	281	19 th June 2021
Nmplol's teammate pulls off the most insane clutch in Apex	9067	393	9 th August 2021
Kevin has an accident	9054	232	1 st June 2021

Nmplol Posts with the Most Comments:

Title	Number of Comments	Score	Date
Twitch bans the word obese for predictions	2215	25280	10 th April 2021
Nmplols mod Oro got banned for the C word.	2085	5773	17 th December 2021
Malena banning a viewer in multiple channels because he insulted her in NMPs chat	1727	13394	8 th July 2021
Malena has an interesting take on having kids	1450	7784	2 nd June 2021
Nmplol on his alt accusing Miz of stealing his content and going on other people's streams to fix his rep	1388	5133	18 th April 2023
Nmplol mod is unbanned. Twitch says it was a mistake	1299	3399	17 th December 2021
Nick exposes Blizzard and WoW	1256	10820	12 th July 2021

Nmplol explains why poke wasnt invited to Shitcon	883	6964	31 st May 2021
Brit's conspiracy theory	874	4189	28 th October 2021
Train says his goodbyes to Nick and Malena	817	3608	27 th April 2023

Posts that were also on the highest score list are highlighted in red.

- Posts with a high score tend to be more positive, while posts with a lot of comments tend to be more negative.

Reddit users with the most Posts & Comments on Nmplol Posts:

Username	Number of Posts
biosnake20	131
Kingpussay	114
Arthurtully	61
MysteriiousComposer	61
grantmcdonald47	58
CinemaAndChillLT	53
Cosmic_-King	43
kimblinkonce	42
Normiesreeeee69	34
SecrettPoster69	32

Username	Number of Comments
appletinyclone	808
Marigoldsgym	552
Krabban	270
LordNmp	205
komandantmirko	202
NovaSwarm	199
LifeCookie	175
greatness101	170
Allassnofakes	157
Ooodruidoo0	142

Sentiment of Comments mentioning Streamer Names:

	Number of Comments	Av. Sentiment	Sentiment higher (+) or lower (-) than overall average (0.0038)*
Nick	7345	0.025	+ (p<0.01)
Malena	3838	0.0055	No significant difference
Soda/Chance	3364	0.036	+ (p<0.01)
Greek	953	-0.028	- (p<0.01)
Miz	2223	-0.0047	No significant difference
Maya	751	0.019	No significant difference

Difference in sentiment is determined by t-test with a significance level of 0.05.

- Comments that mention Nick are on average more positive than comments that mention Malena (p<0.01).
- Comments which mention Nick or Soda are more positive than general comments on average, while comments that mention Greek are more negative (shocker).

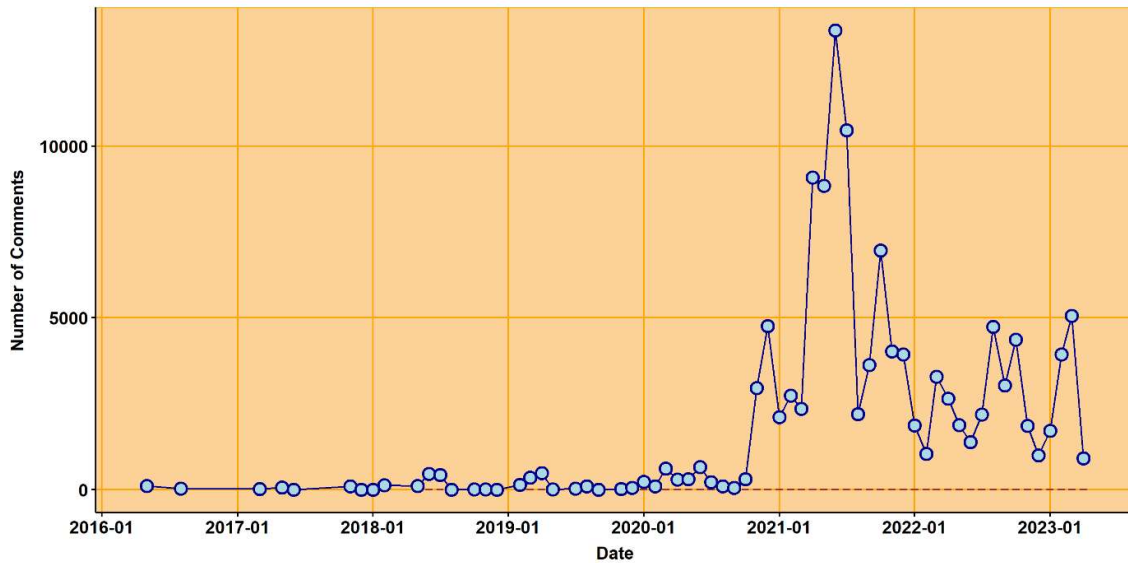
Comparison of statistics for Nmplol Posts & Non-Nmplol Posts:

	Nmplol Posts	Non-Nmplol Posts	Significant (Y/N)
Average Number of Comments	23.06	18.22	Y (p<0.01)
Average Score	377.89	243.69	Y (p<0.01)
Average Comment Score	25.7	21.94	Y (p<0.01)
Average Title Length	32.22	33.38	Y (p<0.01)
Average Comment Length	127.01	138.04	Y (p<0.01)
Average Post Title Sentiment	-0.01094052	-0.01827859	Y (p<0.05)
Average Comment Sentiment	0.003847533	-0.007151131	Y (p<0.01)
Average Comment Profanity	0.009585588	0.011487826	Y (p<0.01)
Percentage of Posts Locked	20.98%	29%	Y (p<0.05)

Nmplol values larger than non-Nmplol values are highlighted in green, while smaller values are highlighted in red.

- Nmplol posts have more comments, higher scores, shorter and more positive titles and comments than non-Nmplol posts on average.

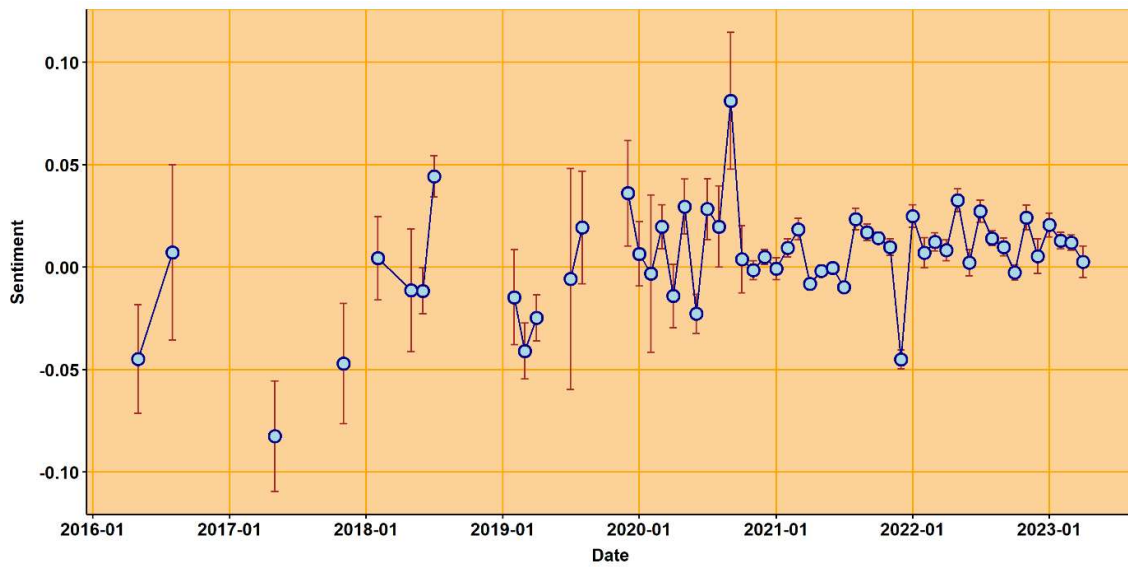
Number of comments over time:



- There are rough cycle phases where there are more/less comments.
- The number of posts overtime shows a near-identical pattern.
- The months with the most comments were in mid/late 2021, following the success of Shitcon.

*There are potential holes in this data due to limitations of the Reddit API and deletions.

Sentiment of Comments over time:



Missing sections are due to there being a low sample of comments in those months.

- There has been a pretty consistent cycle of ups and downs every few months for the past couple of years. Based on this pattern, for a couple months comments are more positive, and then they are more negative for the following couple of months and so on.
- The large dip downwards in December 2021 is largely because of a few posts:

↑
482

Removed - Rule 3.2

NMPs head moderator just got banned for 30 days twitter.com

Submitted 1 year ago by GoldDogYT

265 comments share save hide give award report

↑
3400

nmplol

Nmplol mod is unbanned. Twitch says it was a mistake twitter.com

Submitted 1 year ago by omgwtfm8 6 4 2

1269 comments share save hide give award report crosspost

↑
5770

Nmplol | Just Chatting

Nmplols mod Oro got banned for the C word. clips.twitch.tv

Submitted 1 year ago by mikegallett 4 11 6 & 2 more

2035 comments share save hide give award report crosspost



Posts with the Highest & Lowest Average Comment Sentiment:

Most Positive:

Title	Av. Sentiment	Score	Number of Comments	Date
nick's irl friend finds him randomly	0.11910525	2301	74	6 th May 2022
Nick and Malena make love	0.11895964	2977	70	7 th May 2021
NMP bleaches his hair as he reached 4k subs	0.11893563	490	61	6 th March 2020
mitch gets left hanging	0.11654503	2571	107	18 th June 2021
Nick and Malena make the perfect LG community cake	0.11539678	1435	62	6 th June 2021
Nick shares how to get a free Herman Miller chair	0.11453183	1307	75	24 th June 2021
Milton congratulates Ray for 100k followers with a song	0.11046158	1484	54	13 th January 2021
Nick on who was the best new person he met this weekend	0.10090803	2918	75	31 st May 2021
Nmplol - Malena reveals the TRUTH behind her relationship	0.09999986	2048	54	28 th June 2021
Wake down bad	0.09990657	1190	82	18 th March 2023

Most Negative:

Title	Av. Sentiment	Score	Number of Comments	Date
Malena gets exposed	-0.17953042	2842	129	19 th December 2021
Malena on the harassing messages she is still getting	-0.14828152	822	178	14 th July 2021
Malena spout the forbidden word	-0.10532759	2390	139	14 th April 2021
Many people are trying to leech off Soda	-0.10135376	609	130	11 th April 2021
Maya D:	-0.09792837	2212	91	21 st November 2020
Melena absolutely rolls a donator	-0.09761070	757	131	30 th April 2021
Twitch bans the word obese for predictions	-0.09037202	25280	2215	10 th April 2021
NMPs head moderator just got banned for 30 days	-0.08274572	475	269	17 th December 2021
Girlfriend Tax	-0.08216760	3829	127	28 th September 2021
Nmp got warned by an admin for this clip, have they even seen IRL?	-0.08115905	448	75	18 th May 2017

*Only posts with at least 50 comments were considered.

Drama & Locked Posts:

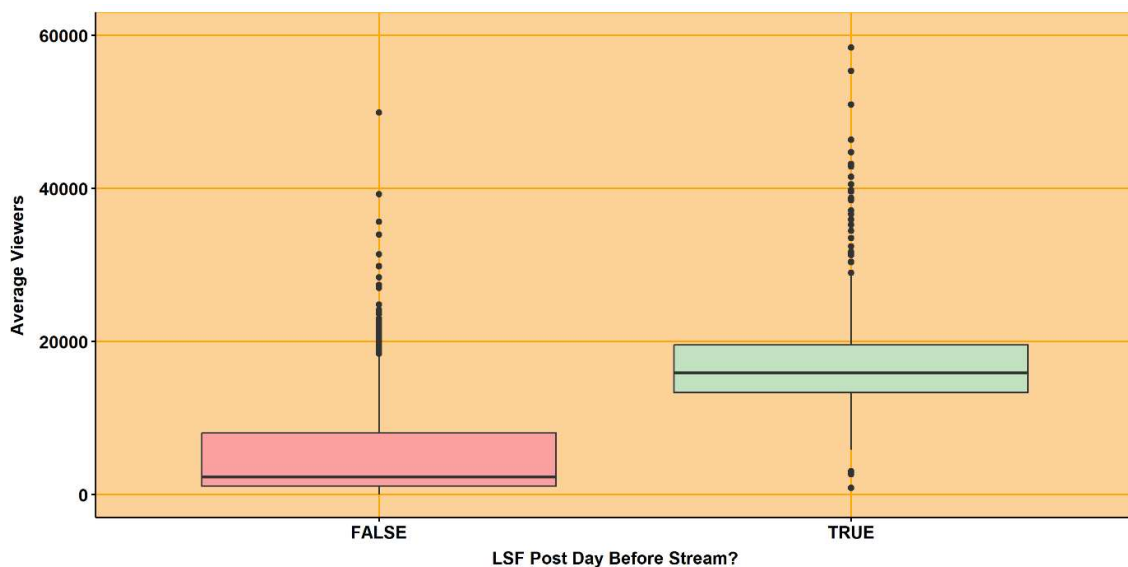
- Posts with the 'Drama' tag have more negative titles (-0.12 compared to -0.01) and more negative comments (-0.02 compared to 0.004) compared to posts without the tag ($p < 0.01$).
- Posts that have been locked have more negative titles (-0.018 compared to -0.009) and more negative comments (-0.02 compared to 0.0045) compared to posts without the tag ($p < 0.01$).
- Both Drama posts and Locked posts are much more negative on average.

Nmplol Twitch Statistics:

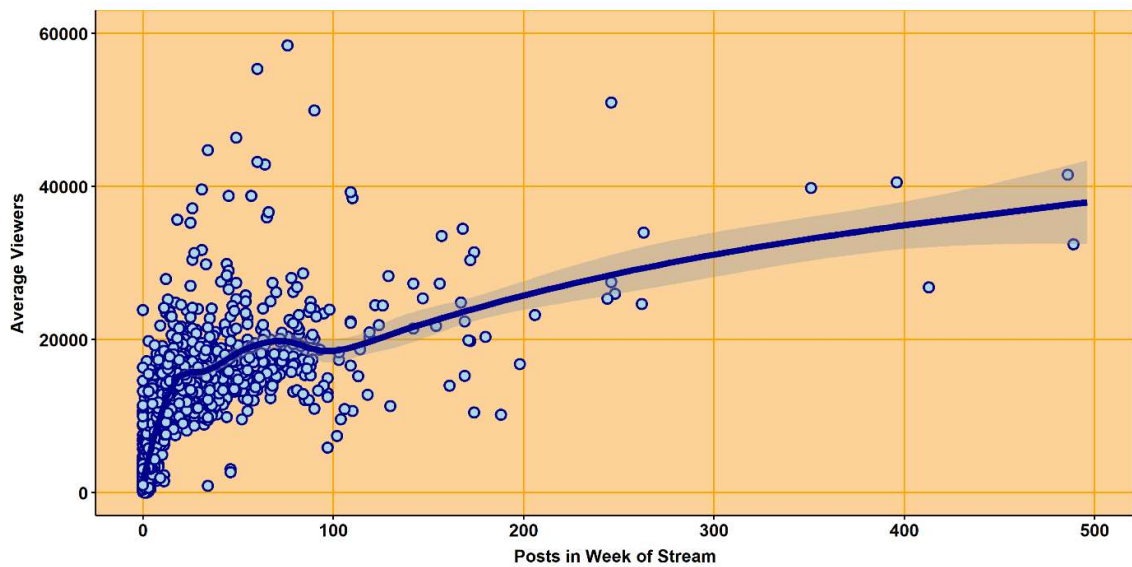
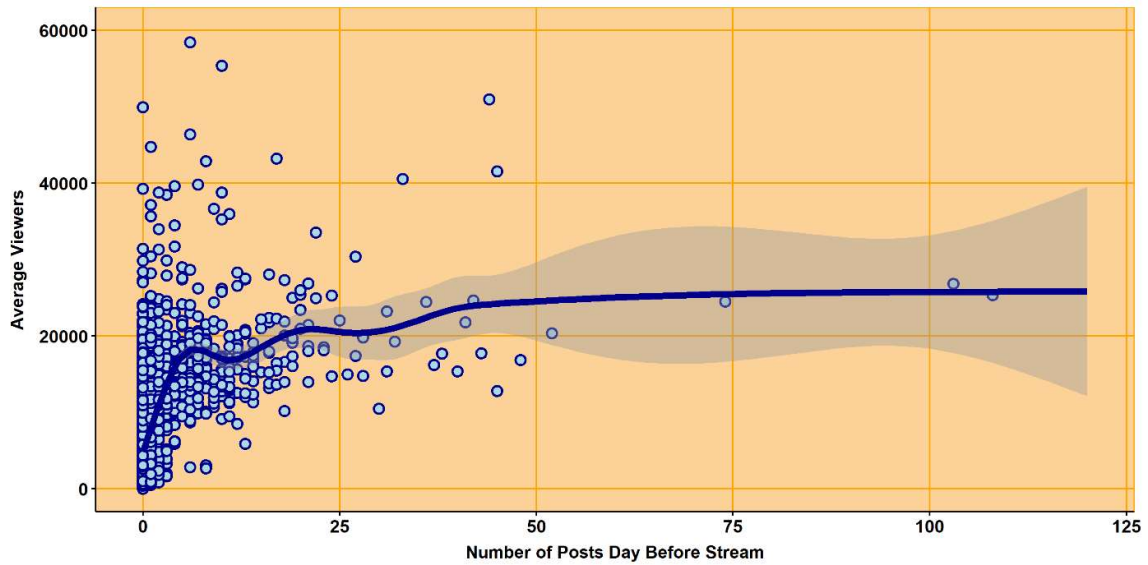
Is there a relationship between LSF Posts/Comments and number of stream viewers?

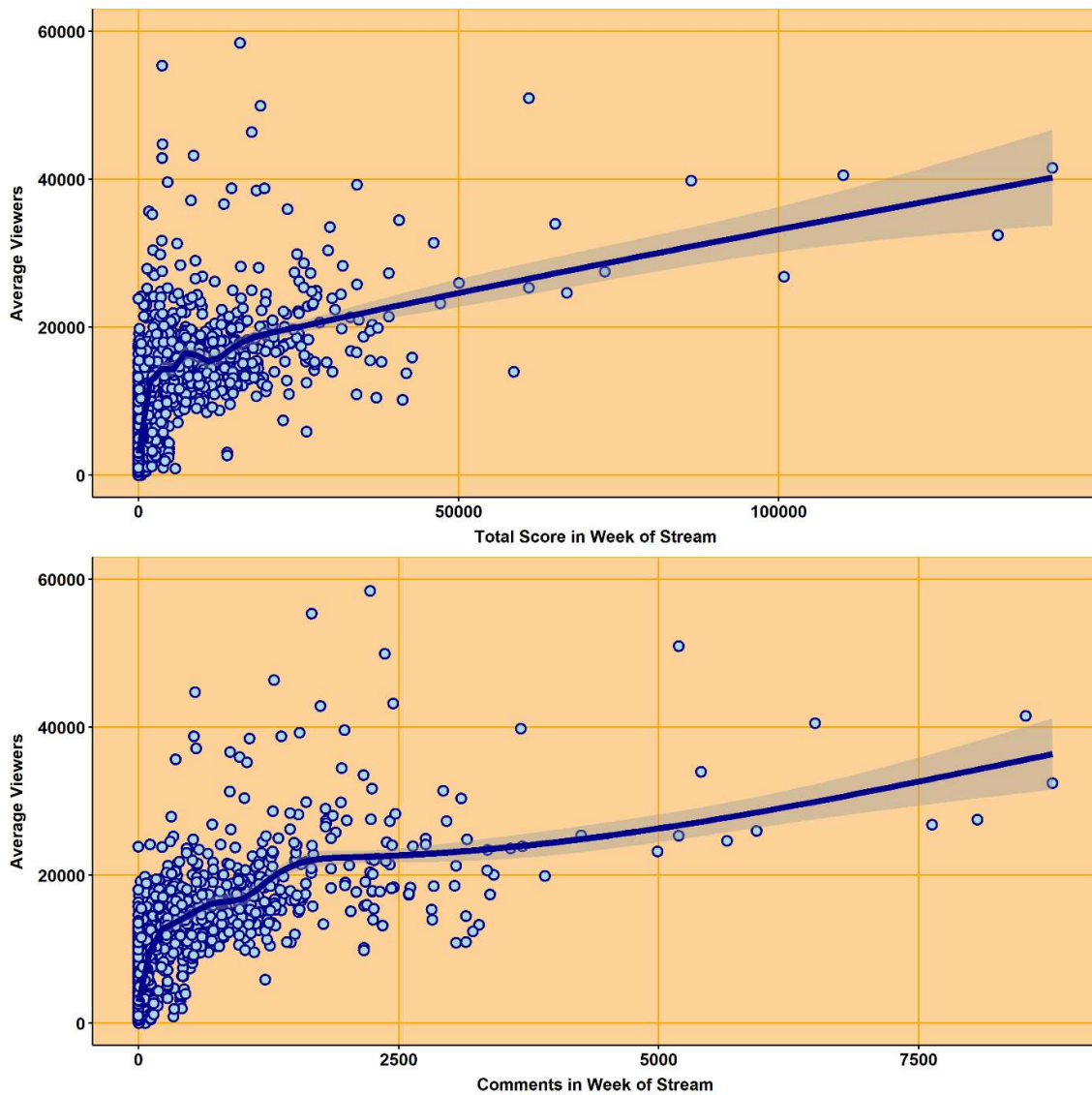
Variable	Relationship with Av. Twitch Viewers	Significant (Y/N)
LSF Post day before Stream (Y/N)	+	Y (p<0.01)
Number of Posts day before Stream	+	Y (p<0.01)
Number of Comments day before Stream	+	Y (p<0.01)
Total Score of Posts day before Stream	+	Y (p<0.01)
Number of Posts in week of Stream	+	Y (p<0.01)
Number of Comments in week of Stream	+	Y (p<0.01)
Total Score of Posts in week of Stream	+	Y (p<0.01)
Number of Posts in month of Stream	+	Y (p<0.01)
Total Score of Posts in month of Stream	+	Y (p<0.01)

Significance was tested using linear modelling. Time was included in each of these models and should not be considered a compounding factor.



This graph is somewhat misleading as older streams with much less viewers didn't have LSF posts the day before and skew this result. However, there is still a significant difference in average viewers when time is taken into account.





- There is a very strong relationship between Nmplol LSF posts/comments/score and average twitch viewers for Nmplol.
- It is unclear to what extent higher view count causes LSF posts or vice versa. However, as having a LSF post and comments the day before a stream is associated with higher view count, it appears that having LSF posts can increase average view count for Nmplol.

KEY TAKEAWAYS:

- 1) The number of LSF posts and their scores have been declining over time since around 2021.
- 2) Over a third of all LSF comments are made by only 1% of very active (& likely ill) reddit users.
- 3) Positivity/negativity of LSF posts & comments is dependent on the streamer and seems to follow a cyclical pattern.
- 4) For the past year LSF comments have started to become more negative on average.
- 5) 2021 was a big year for Nmplol posts on LSF.
- 6) Of the Nmplol hatethreads, the biggest/most negative hatethreads were for Malena and Oro.
- 7) There is a strong relationship between the amount of LSF Posts/Comments & average view count for the Nmplol twitch channel, with LSF posts likely leading to increased viewership at some points.
- 8) **We can all be a bit more kind & positive.**

Honestly I deserve like a hundred bucks and a handy j for doing this shit.

